










	Thinking of Travelling	Research a Flight	Homepage	Destination Search	Flight Dates	Passenger Numbers	Flight Search	Flight Results	Optional Extras/Fare Selection
Mood									
Goals	<ul style="list-style-type: none"> <li>Plan a holiday with a partner/friends/family</li> <li>Go on a holiday</li> <li>Travel abroad to celebrate a friend's birthday</li> <li>Find the right flights that suit plans</li> </ul>	<ul style="list-style-type: none"> <li>To decide on a destination, dates and airline company to fly with</li> <li>Wants to find a flight for specific dates (some flexibility)</li> <li>Wants to find a flight for a good price</li> </ul>	<ul style="list-style-type: none"> <li>Find the flight search box and start entering details</li> <li>Find a flight that was previously seen on an aggregator website to check if prices differ</li> </ul>	<ul style="list-style-type: none"> <li>Enter airport details into the search box</li> <li>Ensure this airline actually flies to the destination airport in mind</li> </ul>	<ul style="list-style-type: none"> <li>Choose dates that suit the plan</li> <li>Search and select dates accurately and efficiently</li> <li>If possible, see what dates are available/unavailable before even selecting</li> </ul>	<ul style="list-style-type: none"> <li>Add the correct number of passengers to the search quickly &amp; efficiently</li> </ul>	<ul style="list-style-type: none"> <li>Search for flights after inputting all relevant details &amp; move onto a results page</li> </ul>	<ul style="list-style-type: none"> <li>Select an outbound &amp; inbound flight that match plans</li> <li>Find the best price/an early outbound flight/a late inbound flight</li> <li>Compare prices between flights and across days</li> <li>Get more information about a particular flight (e.g. where a transfer will be)</li> <li>Find a flight without transfers</li> </ul>	<ul style="list-style-type: none"> <li>Select a fare that meets the needs of the user</li> <li>Check how much each fare level costs</li> <li>Add luggage if necessary</li> <li>Find out what is included in each fare</li> </ul>
Behaviours	<ul style="list-style-type: none"> <li>Discusses plans with other travellers face-to-face</li> <li>Communicates flights over WhatsApp using screenshots</li> <li>Uses aggregator websites (e.g. Skyscanner) to see what flights may be available</li> </ul>	<ul style="list-style-type: none"> <li>Visits different airline websites</li> <li>Discusses destination options, dates and prices with other travellers</li> <li>Searches on an aggregator website with the intention to check the corresponding airline website after to compare prices</li> </ul>	<ul style="list-style-type: none"> <li>Immediately looks for a flight search box</li> <li>Notes other booking options (e.g. book using miles)</li> </ul>	<ul style="list-style-type: none"> <li>Clicks on a destination airport search box, if no pop-up box appears, user starts typing</li> <li>User clicks on an airport if the option appears</li> </ul>	<ul style="list-style-type: none"> <li>Most use the dropdown calendar to choose a specific date (instead of typing dates)</li> <li><i>"I like to scroll over instead of entering it in"</i></li> <li>Uses scroll option to go to desired month</li> <li><i>"I'm just going to click and pass until I get to the month of May"</i></li> <li>Uses the calendar to count number of days between outbound and inbound flights</li> </ul>	<ul style="list-style-type: none"> <li>Clicks on +/- buttons provided to increase or decrease the number of passengers</li> </ul>	<ul style="list-style-type: none"> <li>Clicks on "Search Flights" button</li> </ul>	<ul style="list-style-type: none"> <li>Notifies date/price navigation bar at top first</li> <li>Sees flight departure/arrival times and prices</li> <li>Scrolls up and down to find flight that suits them most</li> <li>Looks for flight with early outbound/late inbound flight</li> <li>Clicks on the price to select a flight</li> </ul>	<ul style="list-style-type: none"> <li>Compares each fare level - contents and prices</li> <li>Clicks on the price button to select a fare</li> </ul>
Contexts	<ul style="list-style-type: none"> <li>Searches for a flight at home</li> <li>Travelling for leisure</li> <li>Travels several times a year</li> </ul>	<ul style="list-style-type: none"> <li>In charge of booking for all travellers</li> <li>Often books for others</li> <li>Already ave an idea of where they are going and some idea of dates</li> </ul>	<ul style="list-style-type: none"> <li>User has a destination, passenger numbers and approximate dates in mind</li> <li>User has prior knowledge of flights from aggregator website</li> </ul>	<ul style="list-style-type: none"> <li>User already knows where they are going to (has a destination airport in mind)</li> </ul>	<ul style="list-style-type: none"> <li>Already has approximate dates in mind (some flexibility)</li> </ul>	<ul style="list-style-type: none"> <li>Already knows how many people will be travelling</li> </ul>		<ul style="list-style-type: none"> <li>Price/time of arrival are most important factors when choosing a flight</li> </ul>	<ul style="list-style-type: none"> <li>User will have to be able to bring back the same luggage brought with them</li> <li>Some users prefer to not bring additional luggage and buy necessities when they arrive at their destination</li> </ul>
Positives			<ul style="list-style-type: none"> <li>Likes that the search box is available straight away (don't have to scroll through the page to find it) - easily accessible &amp; can start searching straight away</li> <li><i>"Ryanair, give me straightaway in the top section the option to do my search without going through the webpage"</i></li> <li>Search box contrasts well again the background - easy to spot</li> <li>Likes the use of background images</li> </ul>	<ul style="list-style-type: none"> <li>Likes having an origin airport pre-selected - saves the user from having to enter this again</li> <li>Destination options appear in a pop-up box to allow easy selection - strong preference for selecting over typing</li> <li>Pop-up box with available airports allows the user to see what destinations are possible</li> <li><i>"I could go straightaway to here and check to see if they give me Spain straightaway"</i></li> </ul>	<ul style="list-style-type: none"> <li>User likes seeing two months displayed at a time - easier to count days that cross over months</li> <li>Calendar with greyed out dates can show the user what dates are not available before making the search</li> </ul>	<ul style="list-style-type: none"> <li>Likes the simplicity and ease of use of +/- buttons to allow the user to increase/decrease passenger numbers</li> </ul>		<ul style="list-style-type: none"> <li>Date/price navigation bar allows user to compare prices across days and allow them to see what other dates are available</li> <li>Progress bar helps user to see how far along the booking process they are</li> <li>Lowest fare marked in another colour - easy to pick out</li> </ul>	<ul style="list-style-type: none"> <li>Fare levels and details are communicated clearly</li> <li>Likes seeing destination images in background</li> <li><i>"Brings you straight to the place"</i></li> </ul>
Pain Points	<ul style="list-style-type: none"> <li>Need to find a flight that matches the traveller's needs (e.g. right dates, price, time)</li> <li>Prices on aggregator website and airline websites sometimes differ</li> </ul> <p><i>"I first do a search on Skyscanner...I see which one is better. If the airline website has the best price, I usually book with the airline website"</i></p>		<ul style="list-style-type: none"> <li>Doesn't like seeing options for car hire from the beginning - not necessary as it's not the primary goal</li> <li><i>"The option for car hire and everything straightaway. I didn't really want anything like that"</i></li> <li>Doesn't like seeing large Covid-19 messages that take up a large amount of space on the homepage</li> </ul>	<ul style="list-style-type: none"> <li>User doesn't like having to select origin airport</li> <li><i>"I'm in Ireland, should they not already know that I'm in Ireland?...I've been flying with Aer Lingus for 27 years. They should know"</i></li> </ul>	<ul style="list-style-type: none"> <li>A dropdown calendar displaying only one month makes it difficult to count days that cross over months</li> <li>Two scroll options to scroll through 2 months at a time vs 8 months at a time - confusing</li> <li>Typing dates can be confusing, especially on American airline websites where date format can differ</li> <li>No prompt to select inbound flight date after selecting outbound flight leads to confusion - not sure if the original selection was registered</li> </ul>	<ul style="list-style-type: none"> <li>Having to state a passenger's age group at this stage is tedious</li> <li><i>"This seems to be a little bit more complicated because they're not going to need the information of the passengers right now"</i></li> <li>User is confused by having to add passengers separately - is more used to having the option to increase/decrease passenger numbers</li> <li><i>"I just clicked on the wrong box"</i></li> </ul>	<ul style="list-style-type: none"> <li>Button doesn't stand out enough - user misses it</li> <li><i>"That colour maybe, you know, just blends in"</i></li> </ul>	<ul style="list-style-type: none"> <li>Doesn't see option to use filters - scrolls up and down page to find a flight that suits them</li> <li>No option to filter out flights without a transfer - user scrolls through page to try find a flight without a transfer</li> <li>A lot of confusion over whether prices are for one or two passengers</li> <li><i>"Oh, that was each, right, okay."</i> (after wrongly assuming prices were for two passengers)</li> <li><i>"You can see already, for the distance, the flights are a little bit expensive already"</i> (after wrongly assuming prices were for each passenger)</li> <li>Doesn't see price tally and calculates total amount in head</li> </ul>	<ul style="list-style-type: none"> <li>Selecting one fare will apply to both passengers and for both outbound &amp; inbound flights - no option to add only one check-in luggage between two passengers</li> <li>Doesn't like being presented with a Business flight option when they have specifically searched for economy flights</li> <li><i>"Is it really necessary because on the page beforehand you can pick your business class, your advanced or your basic."</i></li> <li>Doesn't like being presented with a Business flight option that isn't actually available (option is greyed out)</li> <li><i>"Why tell me that I can't have it if it's not there?"</i></li> <li>Struggles to select fare option - doesn't realise the price is also a button</li> <li><i>"I can't find where to book...I thought there should be something there"</i></li> <li>Option to lock prices at this stage is not useful - user has already decided on flights at this stage and doesn't feel the need</li> </ul>
Mental Models		<ul style="list-style-type: none"> <li>Prices on aggregator websites and airline websites will probably differ</li> </ul>	<ul style="list-style-type: none"> <li>User knows to look for a search box on the homepage</li> </ul>		<ul style="list-style-type: none"> <li>Expects that once the outbound flight date is selected, user will be prompted in some way to select the inbound flight date</li> <li>Expects that a scroll option will move through months one-by-one (not 8 months at a time)</li> </ul>	<ul style="list-style-type: none"> <li>Expects a button next to "Adult" would provide the option to increase or decrease the number of adult passengers (as opposed to changing the age group of one passenger)</li> <li>Does not expect the option to add additional passengers to be placed beneath the first passenger</li> <li><i>"This in here is a little bit different, a little bit more complicated"</i></li> </ul>	<ul style="list-style-type: none"> <li>Expects to see a brightly coloured "Search Flight" button</li> <li>Assumes button would be placed lower down on the page</li> <li><i>"I should have seen that quicker...I thought the page was longer"</i></li> </ul>	<ul style="list-style-type: none"> <li>Most assume prices shown are for one passenger</li> </ul>	<ul style="list-style-type: none"> <li>Expects to see option to add extra luggage separately after the flight is bought</li> </ul>